




TOP VALVE INDUSTRIES





TOP VALVE INDUSTRIES



TFBT-3PC Trunnion Ball Valve

Size: 4" & 6" RF/RTJ, FP
ANSI: 600, 900, 1500
BOM: A105 x ENP trim, NACE



TFBT-2PC Trunnion Ball Valve

Size: 1" - 12" RF/RTJ, FP
ANSI: 300, 600, 900
BOM: WCB x ENP trim, NACE



TFBT/TFBF-Lever FE Ball Valve

Size: 2" & 3" RF/RTJ, FP
ANSI: 900, 1500, 2500
BOM: A105 x ENP trim, NACE



**TFBF-FP Floating Ball Valve
(CS 6"CL150 Short Body)**

Size: 1" - 10" RF/RTJ, FP
ANSI: 150, 300, 600
BOM: WCB x 316SS or ENP



**TFBF-SS Floating Ball Valve
(SS 6"CL150 Short Body)**

Size: 2" - 8" RF, FP
ANSI: 150
BOM: CF8M x 316SS, NACE



TFBF-RP Floating Ball Valve

Size: 2" - 6" RF, RP
ANSI: 600
BOM: WCB x 316SS, NACE



TFKS-API 594 Swing Check

Size: 2" - 8" RF/RTJ, Full-open
ANSI: 600, 900, 1500, 2500
BOM: WCB x Trim 8, NACE



TFKB-API 6D Swing Check

Size: 2" - 12" RF, Full-open
ANSI: 150, 300, 600
BOM: WCB x 316SS, NACE



TFKP-Non Slam Piston Check

Size: 2" - 6" RF/RTJ, API6D
ANSI: 600, 900, 1500, 2500
BOM: WCC x 410SS / HF, NACE



TOP VALVE INDUSTRIES



TKAD-DI Swing Check
(Long Pattern available)

Size: 1", 1-1/2", 2", 2-1/2", 3", 4"
PSI: 300-2000
BOM: DI x CF8 x Viton Full open



TKAC-5K Swing Check

Size: 1", 2", 3"
PSI: 5000
BOM: CS x CF8 x Viton Full open



TKAC-3K Swing Check
(Long Pattern available)

Size: 1", 2", 3", 4"
PSI: 2160, 3600
BOM: CS x CF8 x Viton Full open



TKAS-SS Swing Check

Size: 2", 3", 4"
PSI: 1000, 2000, 3000
BOM: CF8M x 316SS x Viton Full open



TKGD-Grooved-end Check Valve

Size: 2", 3", 4", 6"
PSI: 300
BOM: DI x 316SS x Viton



TKSS-Spring Check Valve

Size: 1" & 2"
PSI: 3600
BOM: CF8M x 316SS



TKBD/TKBC/TKBS-Ball Check

Size: 1" & 2"
PSI: 2000, 5000
BOM: DI,CS,CF8M x 316SS x Viton



Enduro-Bond Ball Valve and Check Valve

Threaded Ball Valve, Flanged Ball Valve, Threaded Check Valve



TBAC-Oilfield Threaded Ball Valve

Size: 1", 2", 2-1/2", 3", 4" RP & FP
PSI: 3000, 5000
BOM: WCB x 420SS, NACE



TBBB/ TBBC/ TBBF- Bolted Body Ball Valve

Size: 2", 3", 4" RP & FP
PSI: 2000, 3000, 5000
BOM: DI / WCB / A105 x 420SS, NACE



TBAD-RP Oilfield Ball Valve

Size: 2", 2-1/2", 3", 4" RP
PSI: 1000, 1500, 2000
BOM: DI x 420SS, NACE



TBAD-FP Oilfield Ball Valve

Size: 1", 2", 3", 4" FP
PSI: 300 - 2000
BOM: DI x 420SS, NACE



TBAD-NF Non-Freeze Ball Valve

Size: 2", 3", 4" RP
PSI: 1000
BOM: DI x 420SS, NACE



TBGD-Grooved Ball Valve

Size: 2", 3", 4", 6" RP & FP
PSI: 500, 750, 1000, 1500
BOM DI x 420SS x RPTFE,



TBAC-EUE 8 Round Ball Valve

Size: 2-3/8" & 2-7/8" EUE FP
PSI: 3600
BOM: WCB, CF8M x 420SS, NACE





TBCC-Seal Welded BV

Size: 1/4"-4", FP
PSI: 2000
BOM: WCB x SS, NACE



TBCS-Seal Welded BV

Size: 1/4"-4", FP
PSI: 2000
BOM: CF8M x SS, NACE



TBFC-Hex Body BV

Size: 1/4"-2", RP
PSI: 2000
BOM: A105 x 316SS, NACE



TBES-Unibody BV

Size: 1/4"-2", RP
PSI: 1000
BOM: CF8M x 316SS, NACE



TBH/TBJ-3600&6000 BV

Size: 1/4"-2"
PSI: 3600 & 6000
BOM: CS, CF8M x 316SS, NACE



TWA-Wafer Alignment Butterfly Valve
TWW-Wafer Notches Butterfly Valve

Size: 2"-12"
PSI: 200
BOM: DI x NPDI x Buna, DI x SS x Buna, DI x SS x Viton



TWL-Lug Style Butterfly Valve
(Long neck and Short neck)

Size: 2"-12"
PSI: 200
BOM: DI x NPDI x Buna, DI x SS x Buna, DI x SS x Viton



TWGD-GE Butterfly Valve
(Lever and Gear box)

Size: 10"-12"
PSI: 200
BOM: DI x EPDM



TSN-Swage Nipples
TBP-Bull Plugs

Size: 1/8" - 8"
STD, XH, XXH
BOM: A234WPB, A105



TWFG/TWTG-Expanding Gate

Size: 2-1/16", 2-9/16" RTJ, 2-3/8", 2-7/8" EUE
PSI: 5000
BOM: DD, PR1, PSL3, PU, HW



TBIC-Isolator BV

Size: 1 x 1/4" & 2 x 1/4"
PSI: 2000 & 1500
BOM: WCB x 316SS



TGC-Brass/CS High Pressure Gauge Cock

Size: 1/2 x 5/8" & 3/4 x 1/2"
PSI: 400 & 4000
BOM: Brass & A105





TOP VALVE INDUSTRIES



**TNCNA/TNSNA-Angle 90
TNCMP/TNSMP-Gauge valve**

Size: 1/4" & 1/2" M x F
PSI: 6000 & 10000
BOM: 316SS & CS



TNCPV/SPV-Needle Valve

Size: 1/4" - 1" M x F, F x F
PSI: 6000 & 10000
BOM: 316SS & CS



TINCVS/BR-INLINE Check

Size: 1/8" & 1/4" M x F
PSI: 3000
BOM: 316SS & Brass



TBRB-Brass Ball Valve

Size: 1/4" - 4"
PSI: 600
BOM: Brass



TBRK-Brass Check

Size: 1/4" - 4"
PSI: 200
BOM: Brass



TBRG-Brass Gate

Size: 1/4" - 4"
PSI: 200
BOM: Brass



TNMB-Mini Thumb BV

Size: 1/4"
PSI: 1000
BOM: 316SS



TNMVD/MCH-Mini Valve

Size: 1/4"
PSI: 6000
BOM: CS & 316SS

TOP VALVE INDUSTRIES is a family owned and operated company headquartered in Houston, Texas. Founded in 2010, TOP is a leader in providing high quality valves throughout the energy sector. Here at TOP, we pride ourselves on providing a level of customer service that goes above and beyond. We keep a large and diverse range of inventory between our Houston Headquarters, Odessa Branch, and network of Stocking Representatives. For those hard-to-find valves, TOP has a great outsourcing team that is capable of providing a quick response at competitive pricing.

Our mission is continual improvements that meet or exceed Customers' expectations.

TOP VALVE INDUSTRIES

Add: 4855 Alpine Dr. Ste100 Stafford TX 77477

Tel: 713 952 6688

Fax: 713 952 6680

Add: 3315 Kermit Hwy Odessa TX 79764

Tel: 432 272 0355

www.topvalveindustries.com

Email: topsales@topvalveindustries.com